

# BLEND AESTHETICS WITH INDULGENCE

FOR A PERFECT BATH EXPERIENCE



Jacuzzis • Spas • Steam Rooms • Shower Enclosures • Bathtubs • Shower Panels • Multisystem • Sauna • Swimming Pool

## HEAD OFFICE

OYSTER BATH CONCEPTS PVT. LTD.  
D-73, Okhla Industrial Area, Phase-1, New Delhi - 110020.  
Tel.: +91-11-45729000 (100 Hunting Lines), E-mail: info@oysterbath.com

## Works

B- 19 & 20, UPSIDC, M.G. Road, Industrial Area, Ghaziabad -201313, Uttar Pradesh

## REGIONAL OFFICES & DISPLAY CENTER

**NORTH:** D-73, Okhla Industrial Area, Phase-1, New Delhi - 110020, Tel.: +91-11-45729000 (100Hunting Lines), E-mail: info@oysterbath.com,  
**SOUTH:** No. 499, East End Main Road, 9th Block, East Jaya Nagar, Bangalore - 560069, Tel.: 080-26645448, 26754459, Mob.: 08884421000  
E-mail: banglore@oysterbath.com, **EAST:** AA-47, 2nd Floor, Salt Lake, Kolkata - 64, Mob.: 8697980112, **WEST:** Mob.: 8879088901, 8879088905

## CUSTOMER CARE

**TOLL FREE NO : 1800-102-8999**

Oyster Care No.: +91-11-45729020 / 30, E-mail: info@oysterbath.com, Oyster Care: oystercare@oysterbath.com  
Visit us at: www.oysterbath.com

MULTISYSTEM COLLECTION 2018 | VOLUME 1.7



# PRO 5 HEALTH TECHNOLOGY



HYDRO  
THERAPY



CHROMO  
THERAPY



OZONIZER



AROMA  
THERAPY

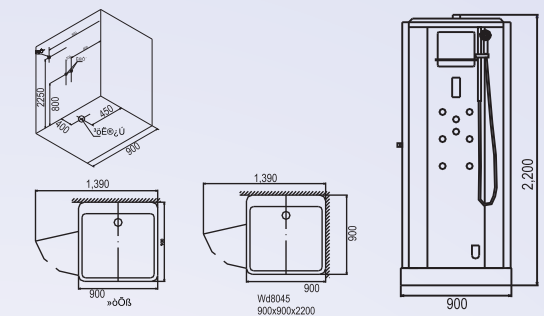


STEAM  
THERAPY

At Oyster, we believe in creating experiences that are tailor-made to suit your health needs. And this is what inspires us to care for your wellness using hydrotherapy, chromotherapy, air bubble, shower and aromatherapy technology. These advanced technology wellness features, incorporated in our products, are designed to provide you maximum comfort and convenience, thereby ensuring that you feel rejuvenated everytime you bathe.



MILANGE  
Size - 900 x 900 - 2200h mm

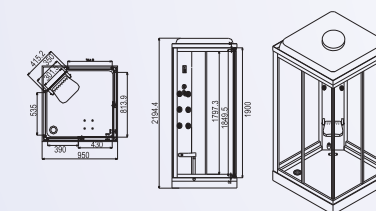


## FEATURES

- Feather touch control panel
- Ceiling shower head with light
- 6 Concealed body Jets
- Hand shower with pack
- Concealed bath shower valve with diverter
- 3 kw steam generator
- Steam auto drain
- Exhaust fan
- FM radio & speaker
- Ozonizer
- Shelf
- Hinged door with 6 mm tempered glass
- Acrylic shower tray & roof
- Sitting acrylic bench (optional)
- Earth leakage circuit breaker
- Provision for aromatherapy

## OMEGA

Size - 950 x 950 - 2200h mm



## FEATURES

- Feather touch control panel with remote control
- Ceiling shower head with dome light
- 6 exposed body jets
- Hand shower with pack
- Concealed bath shower valve with diverter
- 3 kw steam generator
- Steam auto drain
- Exhaust fan
- FM radio with CD compatibility & speaker
- Disinfectant ozonizer
- Shelf
- Sliding door with 6 mm tempered glass
- Acrylic shower tray & roof
- Folding shower seat
- Earth leakage circuit breaker
- Provision for aromatherapy

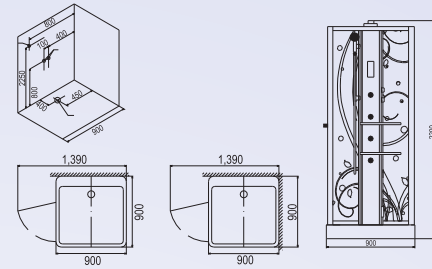






## INFINITY | WHITE

Size - 900 x 900 - 2200h mm



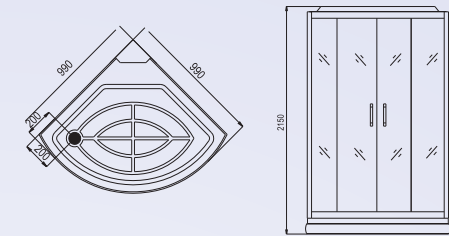
### FEATURES

- Feather touch control panel
- Ceiling shower head with light
- 4 concealed body jets
- Hand shower with pack
- Concealed bath shower valve with diverter
- 3 kw steam generator & steam auto drain
- Exhaust fan & shelf
- FM radio & speaker
- Ozonizer
- Hinged door with 6 mm tempered glass
- Acrylic shower tray & glass roof
- Full length designer glass
- Sitting acrylic bench
- Earth leakage circuit breaker
- Provision for aromatherapy



## CASCADE

Size - 990 x 990 - 2150h mm

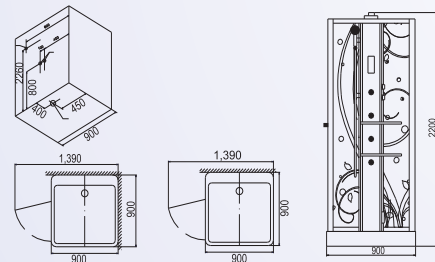


### FEATURES

- Feather touch control panel with remote control
- Ceiling shower head & LED light
- 4 concealed body jets
- Hand shower with flexible tube and outlet elbow
- Concealed bath shower valve with diverter
- 3 kw steam generator
- Steam auto drain
- FM radio with CD compatibility & speaker
- Ozonizer
- Exhaust fan & shelf
- Sliding door with 6 mm tempered glass
- Acrylic shower tray & roof
- Integrated sitting bench
- Earth leakage circuit breaker
- Provision for aromatherapy

## INFINITY | BLACK

Size - 900 x 900 - 2200h mm



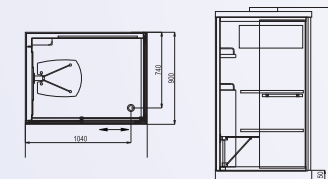
### FEATURES

- Feather touch control panel
- Ceiling shower head with light
- 4 concealed body jets
- Hand shower with pack
- Concealed bath shower valve with diverter
- 3 kw steam generator & steam auto drain
- Exhaust fan & shelf
- FM radio with CD compatibility & speaker
- Ozonizer
- Hinged door with 6 mm tempered glass
- Acrylic shower tray & glass roof
- Lacquered design glass
- Sitting acrylic bench
- Earth leakage circuit breaker
- Provision for aromatherapy



## WHIZ

Size - 1200 x 900 - 2150h mm



### FEATURES

- Feather touch control panel with remote control
- Ceiling shower head with RGB LED light
- 6 exposed body jets
- Hand shower with pack
- Concealed bath shower valve with diverter
- 3 kw steam generator
- Steam auto drain
- Exhaust fan
- Shelf & mirror
- FM radio with CD compatibility & speaker
- Disinfectant ozonizer
- Sliding door with 6 mm tempered glass
- Acrylic shower tray & roof
- Foldable shower seat
- Earth leakage circuit breaker
- Provision for aromatherapy
- Available in LHS & RHS Model

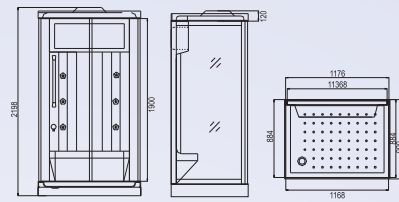






## CRYSTAL

Size - 1200 x 900 - 2150h mm



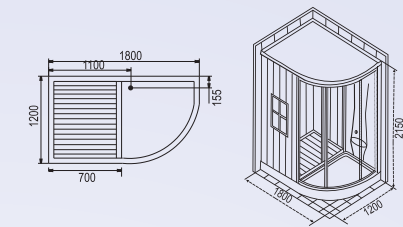
### FEATURES

- Feather touch control panel with remote control
- Ceiling shower head & LED light
- 6 exposed body jets
- Hand shower with pack
- Concealed bath shower valve with diverter
- 3 kw steam generator
- Steam auto drain
- Exhaust fan
- FM radio with CD compatibility & speaker
- Disinfectant ozonizer
- Sliding door with 6 mm tempered glass
- Acrylic shower tray & roof
- Vanity mirror with inbuilt cabinets
- Integrated sitting acrylic bench
- Earth leakage circuit breaker



## INNOVATOR

Size - 1800 x 1200 - 2150h mm

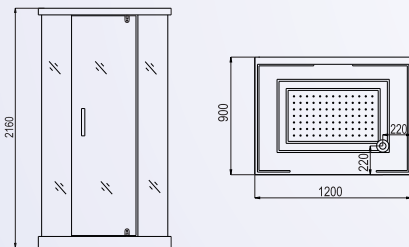


### FEATURES

- Feather touch control panel with remote control
- Ceiling shower head with dome light
- 6 Exposed body jets
- Hand shower with pack
- Concealed bath shower valve with diverter
- 3 kW Steam generator & steam auto drain
- Exhaust fan & shelf
- Integrated sitting bench
- FM radio with & speaker
- Looking mirror & shelf
- Acrylic shower tray & roof
- 3 kW sauna heater
- Wooden seat
- Bucket & ladle • Sauna light & sand timer
- Hygrometer • Seasonal wood paneling
- Earth leakage circuit breaker • Provision of aromatherapy

## PRECISION | WHITE

Size - 1200 x 900 - 2150h mm



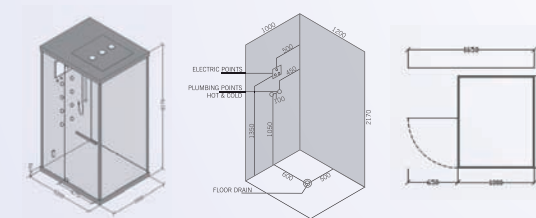
### FEATURES

- Feather touch control panel with remote control
- 304 # stainless steel shower column
- Ceiling shower head with LED light
- Cascade shower head in the wall
- 4 concealed body jets
- Hand shower with flexible tube and button spout
- Thermostatic mixer with diverter
- 3 kw steam generator
- Steam auto drain
- Exhaust fan & shelf
- FM Radio & speaker
- Ozonizer
- Hinged door with 6 mm tempered glass
- Artificial marble shower tray & roof
- Earth leakage circuit breaker
- Optional shower bench



## LAGOON

Size - 1200 x 1000 - 2170h mm



### FEATURES

- Feather touch control panel
- Ceiling shower head with RGB LED light
- Cascade shower head
- 8 concealed body jets
- Handshower with pack
- Concealed thermostatic mixer with diverter
- 3 kw steam generator with steam auto drain
- Exhaust fan & shelf
- FM Radio with bluetooth & speaker
- Ozonizer
- Hinged door with 6 mm tempered glass
- Artificial marble shower tray & roof
- Earth leakage circuit breaker
- Provision for aromatherapy

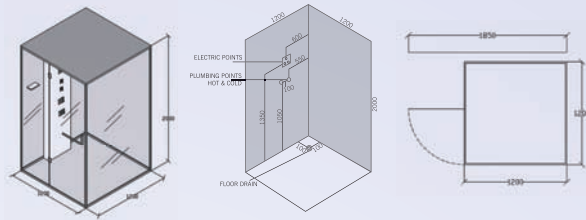






## DASSH | WHITE

Size - 1200 x 1200 - 2000h mm



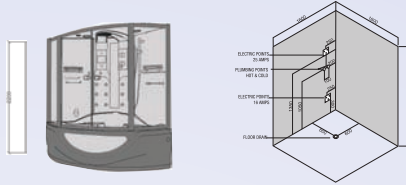
### FEATURES

- Feather touch control panel
- Stainless steel shower column
- Ceiling & cascade shower head
- Decorative light in the panel
- 3 concealed body jets
- Hand shower with flexible tube and outlet elbow
- Concealed thermostatic mixer with diverter
- 3 kw steam generator
- Steam auto drain
- Exhaust fan & shelf
- Hinged door with 6 mm tempered glass
- Earth leakage circuit breaker
- Speaker & bluetooth



## FUSION | BLACK

Size - 1600 x 1600 - 2200h mm

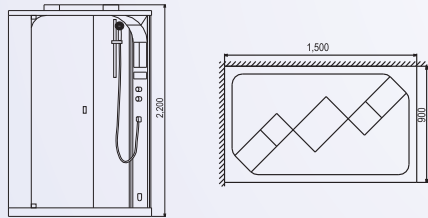


### FEATURES

- Feather touch control panel with remote control
- Ceiling shower head & cabin light
- 12 concealed body jets
- Hand shower with pack
- Concealed bath shower valve with diverter
- 4.50 kw steam generator & steam auto drain
- Exhaust fan & shelf
- FM radio with speaker & bluetooth
- Disinfectant ozonizer
- Sliding door with 6 mm tempered glass
- Looking mirror & towel rod
- Whirlpool bath tub, 6 hydro massage jets (1.5 HP motor) & air massage (0.60 HP blower)
- Bath tub filler & bath tub pillow
- Underwater light
- Foot acupressure massager
- Provision of aromatherapy
- Earth leakage circuit breaker

## TURQUOISE

Size - 1400 x 900 - 2200h mm



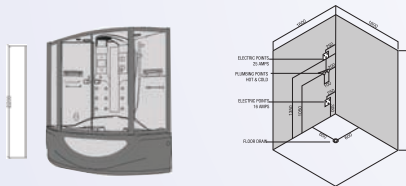
### FEATURES

- Feather touch control panel
- Ceiling shower head with RGB LED light
- 2 column for micro body jets
- 2 hand shower with pack
- Concealed thermostatic mixer with diverter
- 3 kw steam generator
- Steam auto drain
- Exhaust fan & shelf
- FM Radio with bluetooth & speaker
- Disinfectant ozonizer
- Hinged door with 6 mm tempered glass
- Artificial marble shower tray & roof
- Removable drain cover for easy cleaning
- Earth leakage circuit breaker
- Provision for aromatherapy



## FUSION | WHITE

Size - 1600 x 1600 - 2200h mm



### FEATURES

- Feather touch control panel with remote control
- Ceiling shower head & cabin light
- 12 concealed body jets
- Hand shower with pack
- Concealed bath shower valve with diverter
- 4.50 kw steam generator & steam auto drain
- Exhaust fan & shelf
- FM radio with speaker & bluetooth
- Disinfectant ozonizer
- Sliding door with 6 mm tempered glass
- Looking mirror & towel rod
- Whirlpool bath tub, 6 hydro massage jets (1.5 HP motor) & air massage (0.60 HP blower)
- Bath tub filler & bath tub pillow
- Underwater light
- Foot acupressure massager
- Provision of aromatherapy
- Earth leakage circuit breaker

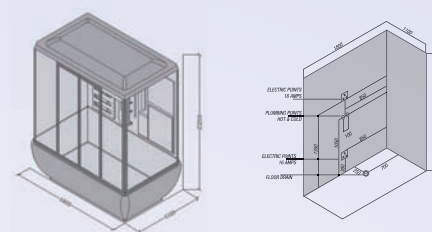






## MISTEE

Size - 1800 x 850 - 2200h mm

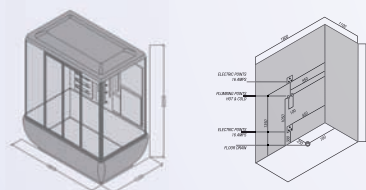


## FEATURES

- Feather touch control panel with remote control
- Ceiling shower head with dome light
- 6 two flow exposed body jets
- Hand shower with pack
- Concealed bath shower valve with diverter
- 3 kw steam generator & steam auto drain
- Exhaust fan & shelf
- FM Radio with Bluetooth & speaker
- Ozonizer
- Sliding door with 6 mm tempered glass
- Looking mirror
- Whirlpool bath tub with 6 hydro massage jets (1.5 HP motor) & air massage (0.60 HP blower)
- Bath tub filler & bath tub pillow
- Foot acupressure massager
- Provision of aromatherapy
- Earth leakage circuit breaker
- Dry burning prevention & water level sensor

## IMPERIAL

Size - 1800 x 1100 - 2200h mm



## FEATURES

- Feather touch control panel with remote control
- Ceiling shower head with dome light
- 6 exposed body jets
- Hand shower with pack
- Concealed bath shower valve with diverter
- 3 kw steam generator & steam auto drain
- Exhaust fan & shelf
- FM Radio with Bluetooth & speaker
- Ozonizer
- Sliding door with 6 mm tempered glass
- Looking mirror
- Whirlpool bath tub with 6 hydro massage jets (1.5 HP motor) & air massage (0.60 HP blower)
- Bath tub filler & bath tub pillow
- Foot acupressure massager
- Provision of aromatherapy
- Earth leakage circuit breaker
- Dry burning prevention & water level sensor




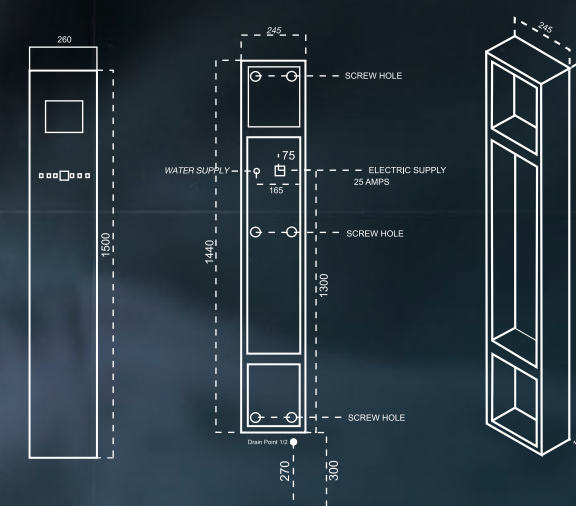
## TULIA

Size - 1550 x 260 -130mm




## FEATURES

- Advanced capacitive touch sensing technology
- Turkish bath 4.5 kw & 6 kw integrated steam generator with timer
- Chromotherapy RGB light
- Unique feature of water temperature equalization chamber which facilitates continuous flow of steam, with no pauses and no cold spots
- Comes with a precision temperature probe for optimal steam room temperature control
- Water solenoid delivers whisper-quiet anti-hammer operation.
- Automatic capture water function
- Auto-lock screen key function
- Bluetooth



CHROMOTHERAPY



TURKISH BATH



FEATHER TOUCH





## STEAM ON

Steam on those vapors



- Electronically controlled steam generator complete with timer temperature setting
- 304# Stainless steel tank
- 316# stainless steel 1 mm thick, long heating element.
- Scale resistant water level control sensor
- Auto steam drain system
- Mobile interface (optional)
- Light (provision)
- Safety valve
- Recessed touch pad
- This product is available in 3kw, 4.5kw, 6kw, 9kw, 12kw, 15kw, 18kw, 21kw and 24kw



## THERMIOS

Igniting warmth



- Galvanized steel rock tray & stainless steel body
- Heavy-duty electric elements
- Fast warm-up due to vented body design
- Includes controls & rocks
- Electronic thermostat accurately maintains sauna temperature +/-3 degrees.
- Electronic temperature readout and silent timer control
- Overheat limit protection
- This product is available in 4.5 kw, 6kw, 9kw, 12kw, 15kw







## SAUNA

- Feather touch control
- Seasonal white spruce wood with both side paneling
- 4.5 kw, 6 kw, 8 kw sauna heater with lava stone
- Temperature clock
- Bucket with ladle
- Sand timer
- Wooden pillow
- Wooden heater guard & wooden exhaust vent
- Chromotherapy aluminium frame with 8 mm fixed tempered glass & hinged door
- USB compatibility



## STEAM

- Feather touch control
- Reinforced acrylic body with integrated sitting space
- 6 kw, 8 kw, 9 kw, 12 kw, 16 kw, 18 kw steam generator with steam auto drain functions
- Designer shower tray
- Chromotherapy
- Aluminium frame with 8 mm fixed tempered glass & hinged door
- USB compatibility
- Concealed bath mixer with shower pack - hand shower (optional)